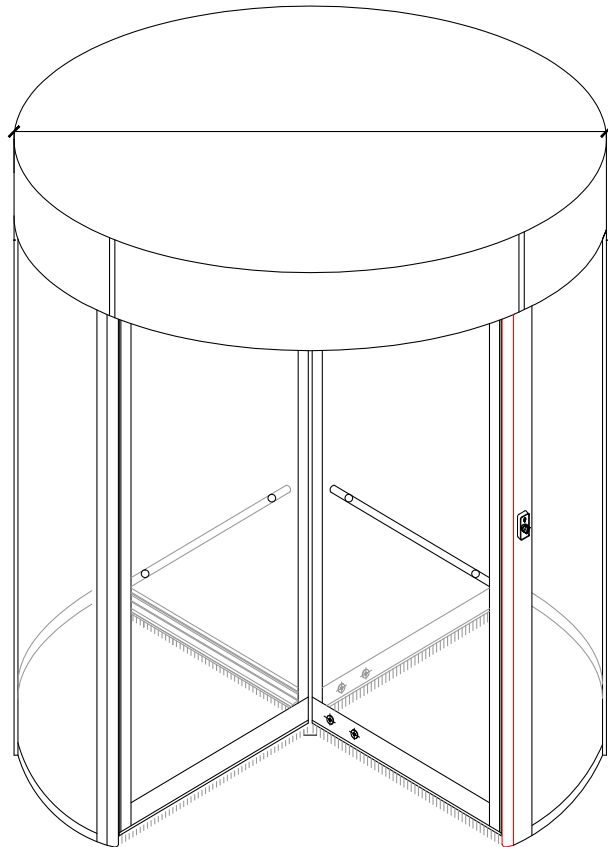


TECHNICAL SPECIFICATIONS




MR30/SM ***Standard Manual Revolving Doors***

Ver.01.01.18.MR30.
UKK.1.ENG

MR30/SM series manual revolving doors are designed specially for entrances where durability and economy are the main objectives. These doors; made of aluminium and glass have the ability to be made automatic whenever requested.



HTM METAXDOOR GmbH
Bredeneyer Str. 2b
45133 Essen
Tel : 0201 4517-322
Fax: 0201 4517-323
www.metaxdoor.de



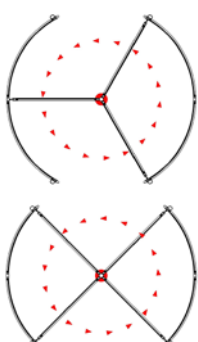


Standard Manual Revolving Doors

METAXDOOR MR30/SM series manual revolving doors are designed specially for entrances where durability and economy are the main objectives. These doors; made of aluminium and glass, have the ability to be made automatic whenever requested.

If the conditions are tough and you want an economic entrance solution which will complete your building's exterior design **METAXDOOR** MR30/SM manual revolving doors are made for you.

Technical Specifications	Standard
Leaf Profiles	Aluminium extrusion
Canopy	Aluminium modular design
Passage Height	2100 - 2400 mm
Diameter	2000 - 3000 mm
Number of Leaves	3 or 4
Surface Finish	Natural mat anodized or powder coating
Leaf Glazing	8 mm tempered glasses
Drum Glazing	4+0,76+4 mm laminated glasses
Leaf Handles	Stainless-steel 30 mm horizontal or vertical handle
Insulation	EPDM gasket and horsehair brushes
Locking	2 pieces manual locks
Lightining	4 pieces spot lights



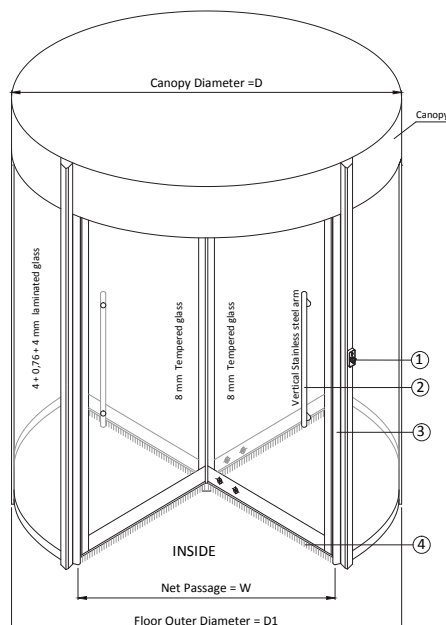
MR30/SM Options:

- Customizable diameter, design and function

Optional Features	Floor Ring and Mat
	Extra Clear Glass
	Stainless-Steel Finish
	Night Shield
	Air Curtain

METAXDOOR revolving door systems' canopies are manufactured as modular, made of only aluminium alloy and without any kind of welding.

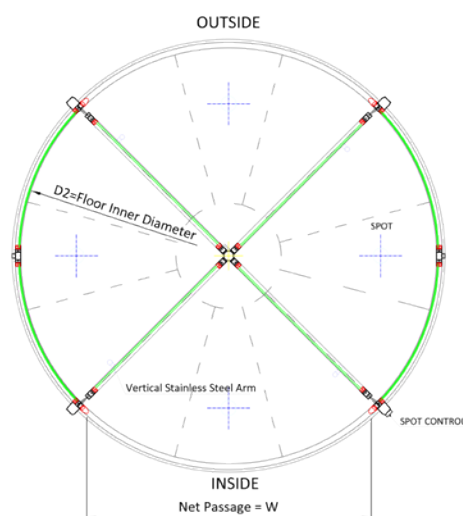
Mechanic units are designed specially for revolving door systems, within our research and development facilities. These systems are manufactured to far exceed your expectations.



- 1. Lighting Switch;**
Used for controlling the lights
- 2. Stainless-steel vertical/horizontal handle;**
Used for making it easier to push the wings
- 3. EPDM gasket;**
Used to prevent any damage at the finished surface
- 4. Horsehair brushes;**
Used to prevent air and dust flow

Diameter Value

D (mm)	D1 (mm)	D2 (mm)	3-Leaf	4-Leaf
2000	1966	1906	860	1270
2200	2166	2106	960	1410
2400	2366	2306	1060	1550
2600	2566	2506	1160	1690
2800	2766	2706	1260	1830
3000	2966	2906	1360	1970



**D : Outer diameter *D2: Floor inner diameter *W: Passage (mm) *D1: Floor outer diameter*



HTM METAXDOOR GMBH

BREDENEYER STR. 2B 45133 ESSEN

TEL : 0201 4517-322 FAX: 0201 4517-323

WWW.METAXDOOR.DE

